

Nexora

AI-Powered Production Management System

Foresee delays before they happen. Manage production proactively.

Contact: ulusoydigital@gmail.com | Developed by Ulusoy Digital

System Status

SYS.INIT: 100%



AI.ENGINE: ACTIVE



PREDICTIVE.MODE: ON



DATA.FLOW: OPTIMAL



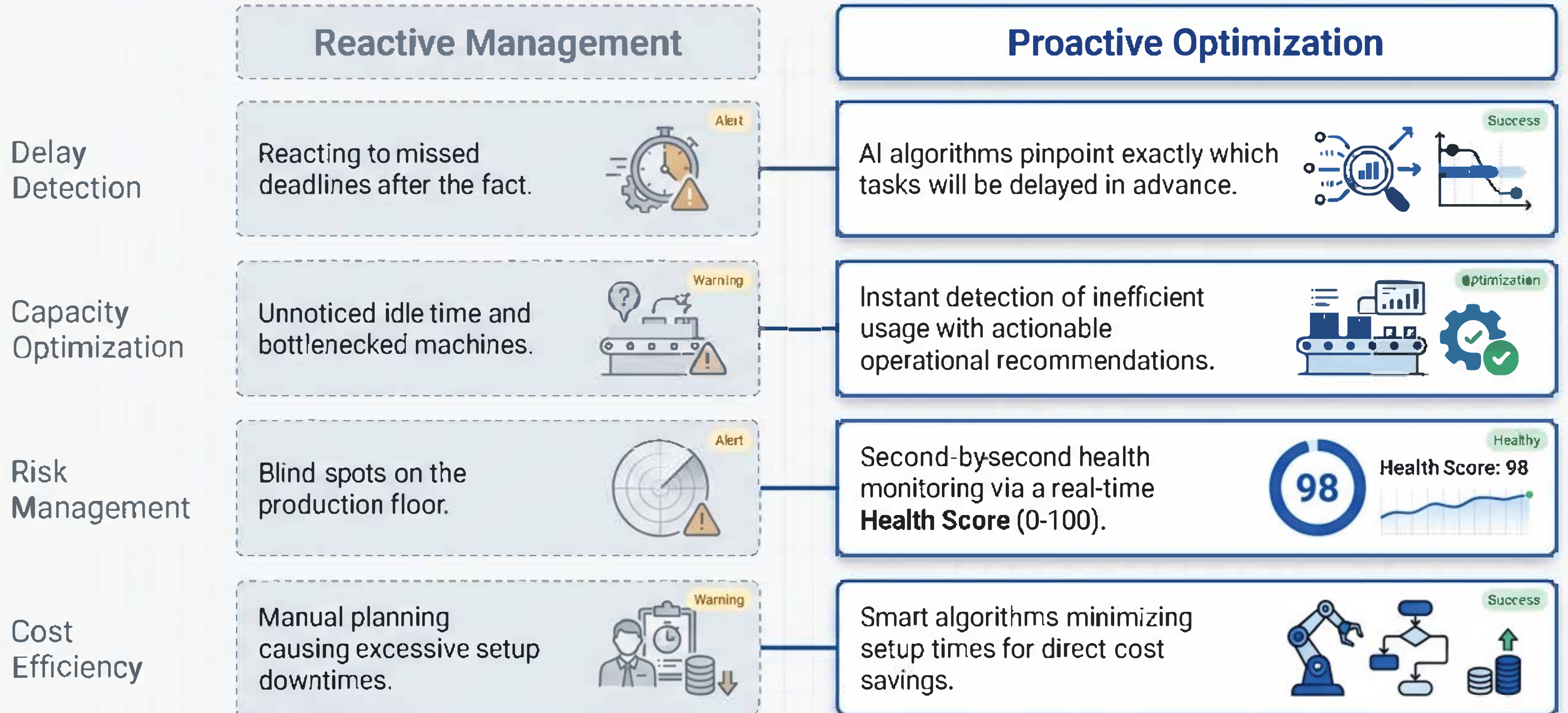
HEALTH SCORE: OP.NORMAL



LAST UPDATE: 14:32:15



From Reactive Management to Proactive Optimization



The Nexora Ecosystem: Seamless Flow from Data to Action

01. Backward Analysis



Ingests historical production data to learn past error patterns and success factors.

02. AI Engine



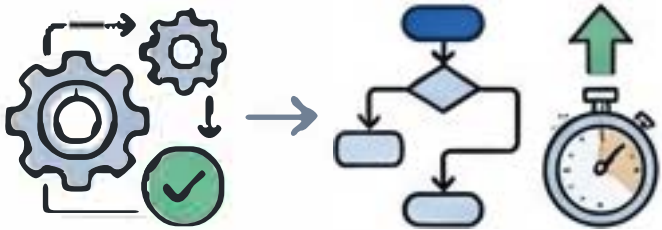
Processes learned data to calculate future forecasts and identify precise delay risks.

04. Real-Time Monitoring

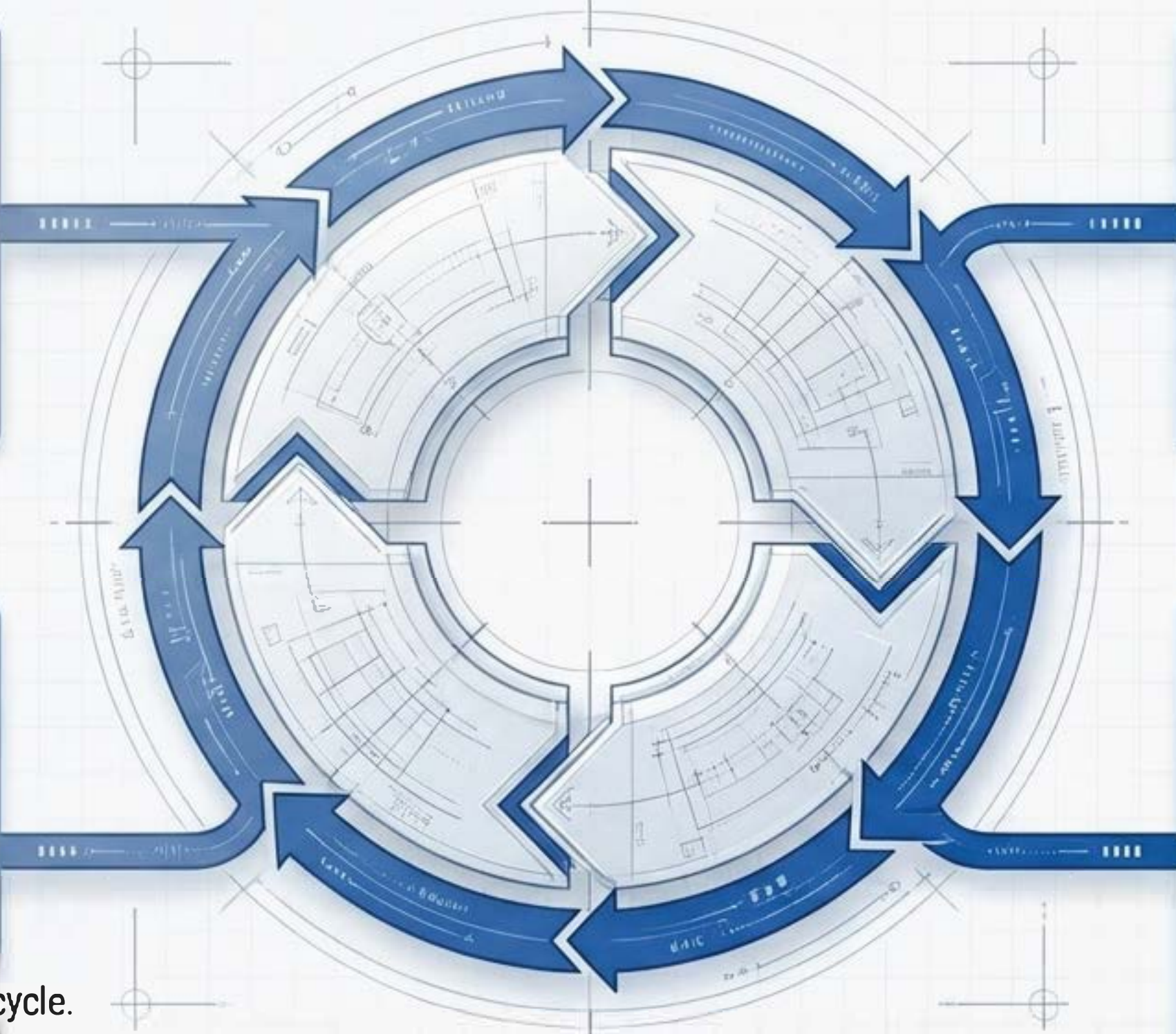


Tracks live production status, updates the system Health Score, and feeds new data back into the cycle.

03. Smart Engine



Acts on predictions to mathematically optimize setup times and machine job sequencing.



Real-Time Production X-Ray

System Pulse



⚠ Early Warning - Improvement Required

AI Delay Risk Analysis

	Job No	Part	🕒 Estimated Delay	Risk Factors
1	JOB-N-008	Injection Nozzle	🕒 +190 min	⚙ CNC Precision, High Quantity
2	JOB-N-002	Piston K-12	🕒 +101 min	⚙ CNC Precision, High Quantity
3	JOB-N-007	Exhaust Manifold	🕒 +74 min	⚙ CNC Precision, Long Setup
4	JOB-URGENT-999	Defense Rocket A-1	⚠ +48 min	⚠ Urgent Job, Long Setup

Strategic Benefit: Managers foresee exact delay times before they manifest, allowing proactive resource reallocation. ^

Smart Engine: Algorithmic Setup Consolidation

Traditional Planning

4 Separate Setup Changes



Nexora Optimization

Only 1 Setup Change



Direct Impact: Automating the grouping of similar parts transforms hours of changeover downtime into immediate cost savings.

Playbook 1: Daily Production Planning

01

Detect

Manager initializes the system at shift start. Immediately reviews the overarching Health Score, noting an **🟡 amber 42/100** requiring intervention.

02

Analyze

Manager expands the AI Delay Risk module. The system highlights exactly which jobs are vulnerable, pinpointing **🔧 JOB-N-008 Injection Nozzle**.

03

Action

Manager utilizes the dashboard to integrate 11 at-risk and urgent units into the current plan. System assists in reallocating additional resources or adjusting shift schedules.

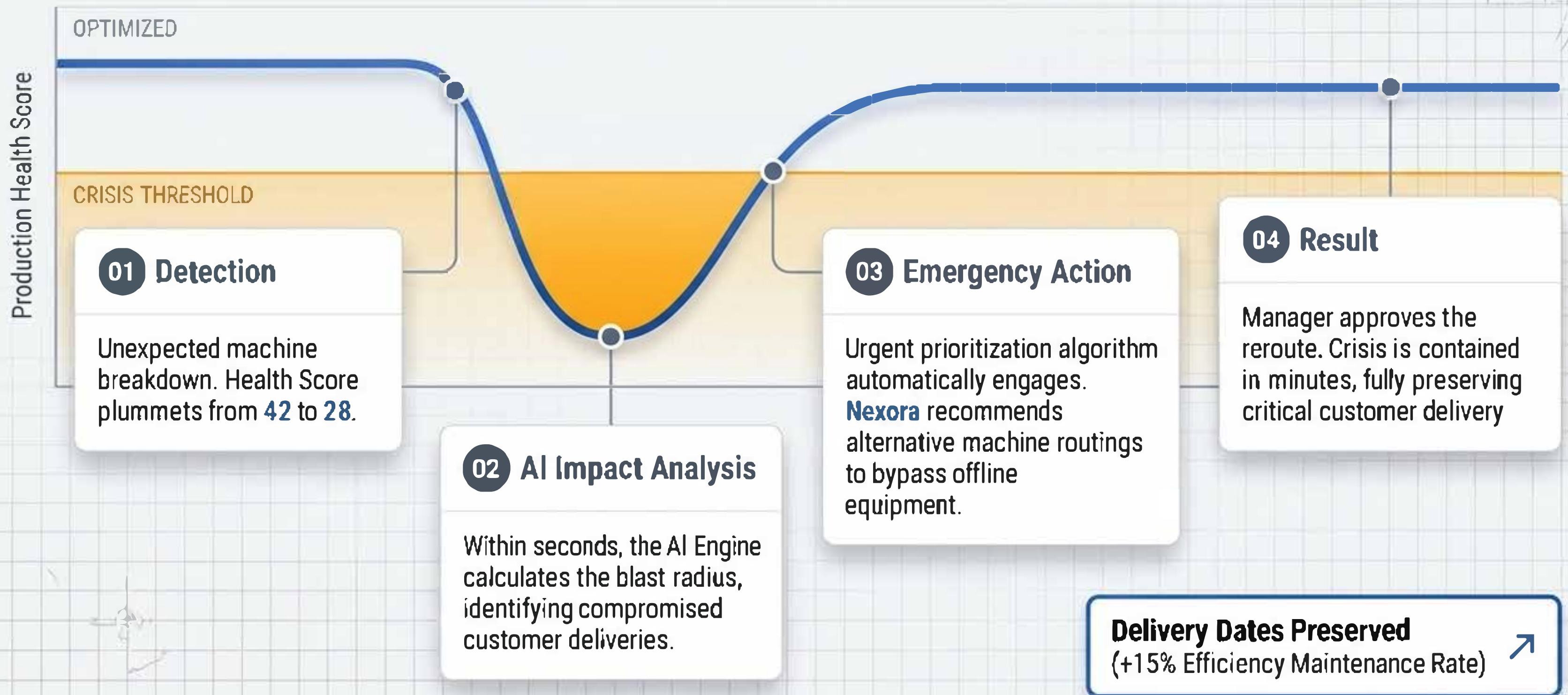
04

Result

The proactive intervention successfully bypasses the predicted bottlenecks.

Delay Reduction Achieved: 40-50% (Proactive Management & Efficiency) ↗

Playbook 2: Instant Crisis Management



Playbook 3: Smart Setup Optimization

+120 Minutes Gained 

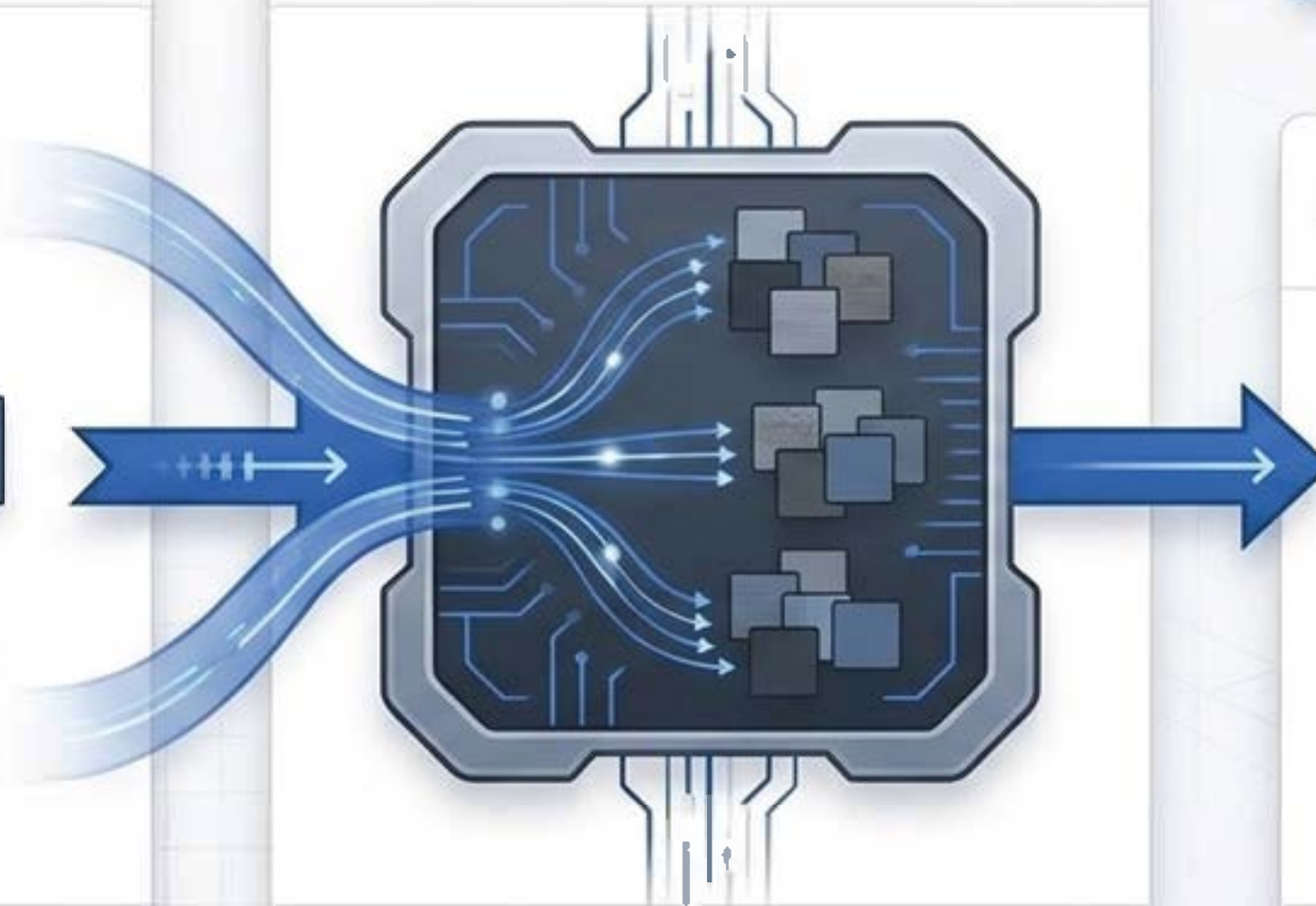
30-40% Net Reduction in Setup Costs 

01 Data Input




A complex, traditionally planned sequence of 20 distinct jobs is loaded into the system (e.g., Tooling A vs. Tooling K).

02 AI Grouping



Smart Engine autonomously cross-references material types and tool settings to cluster identical setups.





03 Optimization & 04 Result



Sequence of tooling changeovers is mathematically minimized. Unnecessary downtimes are structurally eliminated.

Playbook 4: Weekly Performance & Reporting

THE PROCESS

- 01. Comparison:**
Open trend analysis module to benchmark current week vs. previous week. 
- 02. KPI Review:**
Audit the core operational health metrics. 
- 03. Loss Analysis:**
Monitor specific leakage points, such as break-time loss, and review shift recommendations. 
- 04. Export:**
Generate a comprehensive, boardroom-ready PDF report with a single click. 

THE KPI READOUT

Completed Jobs

99 → 90 ⚠

Delayed Jobs

13 → 4 ✓

Machine Utilization

77% → 71% ⚠

Loss Analysis

Total Break-Time Loss

 **285 min**

The Synthesis: Shared Value Across the Enterprise

Production Managers (Strategic Control)



- **Proactive Decision Making:** Neutralizing delays before they materialize.
- **Resource Optimization:** Utilizing machinery and labor force at peak efficiency.
- **Risk Control:** Second-by-second oversight via the real-time Health Score.

Financial Managers (Return on Investment)




- **Cost Savings:** Direct capital gains realized through setup optimization.
- **Productivity Increase:** Maximizing overall machine utilization rates.
- **Tangible ROI:** Mathematically proven returns backed by exported performance data.

Production Operators (On-Site Implementation)



- **Clear Prioritization:** Eliminating floor confusion regarding urgent jobs.
- **Real-Time Information:** Instant visibility into the true status of the production line.
- **Frictionless Reporting:** Speeding up administrative tasks with one-click exports.


The Bottom Line: Measurable Operational Gains

40-50% 


40-50%

Delay Reduction

30-40% 
Setup Time Savings

15-25% 

Overall Cost Savings

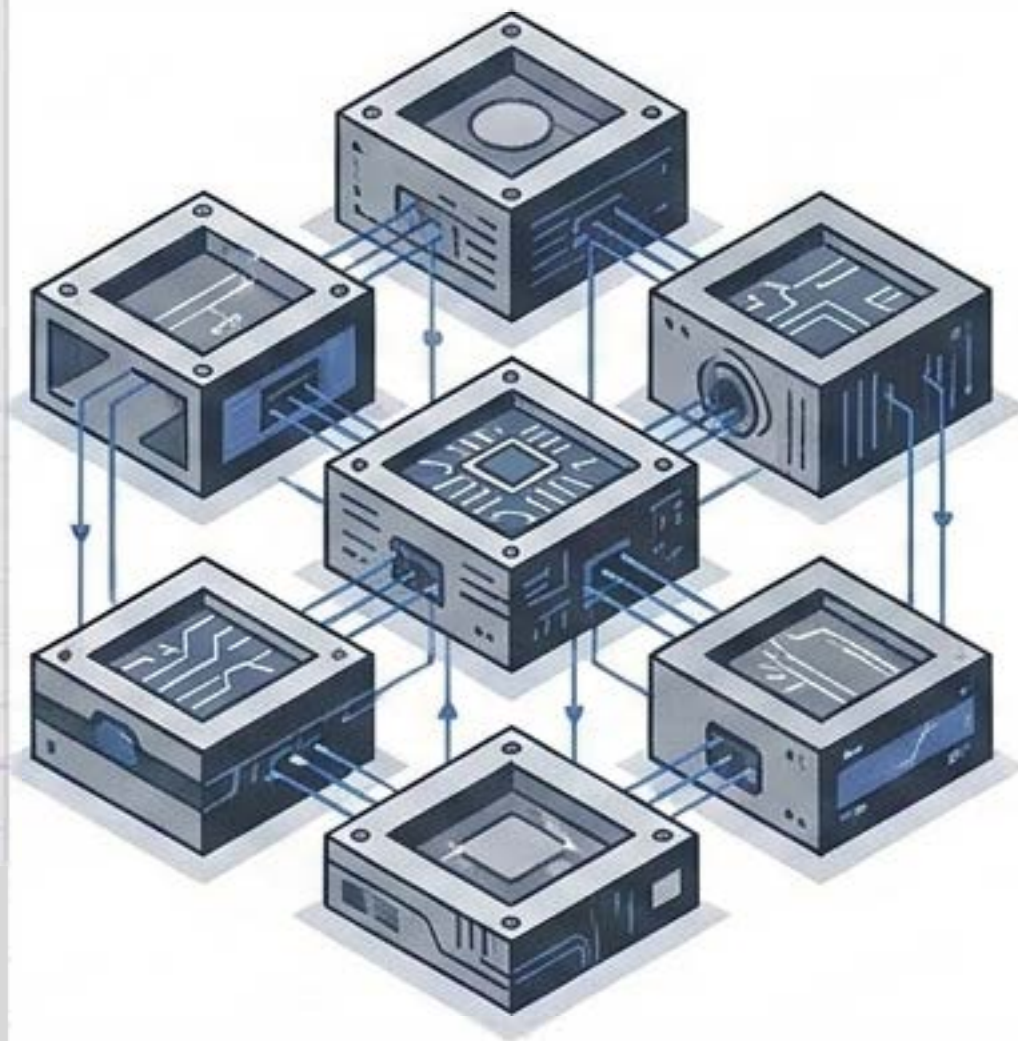
20-30% 
Productivity Increase

10-15% 

Machine Utilization Increase

Ideal Ecosystem & Technical Infrastructure

Engineered For



CNC Machining Facilities:
High precision requirements.



Automotive Sub-Industry:
Mass production & intense delivery pressure.



Defense Industry:
Zero-tolerance error margins & critical delivery dates.



Aerospace: Highly complex component manufacturing.



General Manufacturing:
Medium to large-scale facility optimization.

Technical Architecture

■ Platform:

Secure, web-based cloud access.

■ Data Flow:

Continuous, real-time synchronization.

■ Core Engine:

Advanced Machine Learning & Predictive modeling.

■ Integration:

Exportready via Excel, PDF, and API architecture.

Go Beyond Traditional Management

With Nexora, you do not just monitor today's production. By leveraging the power of artificial intelligence, you detect future risks before they manifest, structurally reduce costs, and engineer continuous efficiency.

Initialize Your Demo

✉ Contact: ulusoydigital@gmail.com

👤 Developer: Muzaffer ULUSOY | Ulusoy Digital

🌐 Web: nexora.ulusoydigital.com